

Club Directors, Coaches and Junior Club Players,

Welcome to another season of Great Plains Volleyball. We hope everyone had a great summer and we look forward to another great season of club volleyball.

As many know, each year, coaches must attend a rules and scoring clinic. It is now the requirement that some players must be certified by completing specific rules and/or scoring clinics. In the past these clinics were given in person but with the help of technology and the internet, you can now take your clinics all in the comfort of your own home. These clinics are completed online, and can be done all in one sitting or you can do a little each night until they are complete. These clinics will benefit you as a coach or player when your team is scheduled to be the officiating work team for a match. We hope you find them useful and easy to take.

You first need to be a registered member of the Great Plains Region. If you are not a member, see membership registration instructions or contact the Great Plains Region office.

Log into your membership account (Go to [www.gpvb.org](http://www.gpvb.org) and click on the Membership Log-in tab on the right side of the home screen). If you need assistance with your login, contact the Region office.

### Registering for a clinic

You will register for your respective clinic by logging into your membership account.



Open the **USAV & Region Events** menu on the left side by clicking the + sign next to it. If it is already open, you are good to go.

Then click **Region Ref/Score Clinics**.

Find the clinic you want to register for:

USA Volleyball Events		
September, 2014		
9/1/2014 - 7/4/2015	GP15_101 - Great Plains Junior PLAYER - REFEREE (Ralston, NE)	<a href="#">Register</a>
9/1/2014 - 7/4/2015	GP15_102 - Great Plains Junior PLAYER - SCORER (Ralston, NE)	<a href="#">Register</a>
October, 2014		
10/1/2014 - 7/4/2015	GP15_103 - Great Plains Junior CLUB COACH (Ralston, NE)	<a href="#">Register</a>
November, 2014		
11/1/2014 - 7/4/2015	GP15_201 - Great Plains - NEW Certified Referee - 1st Year (Ralston, NE)	<a href="#">Register</a>
11/1/2014 - 7/4/2015	GP15_202 - Great Plains - PROVISIONAL I Certified Referee (Ralston, NE)	<a href="#">Register</a>
11/1/2014 - 7/4/2015	GP15_203 - Great Plains - PROVISIONAL II Certified Referee (Ralston, NE)	<a href="#">Register</a>
11/1/2014 - 7/4/2015	GP15_204 - Great Plains - REGIONAL Certified Referee (Ralston, NE)	<a href="#">Register</a>
11/1/2014 - 7/4/2015	GP15_205 - Great Plains Referee Study Exams (Ralston, NE)	<a href="#">Register</a>

Click the **Register** button next to the clinic you want to take.

The clinics for this season are as follows:

### GP15\_101 - Great Plains Junior Player – REFEREE

This clinic is for Junior club players who want to fulfill the referee requirement for this season. The clinic consists of four modules. R1, R2, Line judge, and Jr Signals. To complete the clinic, you must take all modules. Your membership will be updated upon completion and the acknowledgment will show on the team roster when printed. You will see a 'Y' under the ref column on the roster.

### GP15\_102 - Great Plains Junior Player – SCORER

This clinic is for Junior club players who want to fulfill the scorer requirement for this season. The clinic consists of three modules. Scoring Basics, Deciding Set and Libero Tracker. To complete the clinic, you must take all modules. Your membership will be updated upon completion and the acknowledgment will show on the team roster when printed. You will see a 'Y' under the Score column on the roster.

### GP15\_103 - Great Plains Junior CLUB COACH

This clinic is for all Junior club coaches who want to fulfill the Rules and Scorer clinic requirement for this season. Your membership will be updated upon completion and the acknowledgment will show on the team roster when printed. You will only see a 'Y' under the ref column on the roster. (nothing under the Score column)

*NOTE: The clinic for the Junior Club Coaches has an age cutoff of 18. Anyone under 18 should not be able to register for the Coach clinic. If you are a junior age coach (under 18), you must contact the Region office and we will load the clinic into your record for you.*

Your information will be displayed in the area below (green box). Click [Submit](#)

**Registration**

STEP 1 Member Information      STEP 2 Confirm & Checkout

**Region Officials Clinic Information**

**GP15\_103 - Great Plains Junior CLUB COACH**      Organizer: **Great Plains Region**  
10/1/2014 - 7/4/2015      7515 Main St  
Ralston, NE 68127

**GP ONLINE Clinic**  
7515 Main St  
Ralston, NE 68127

This clinic is for all junior club coaches. This clinic will fulfill the referee and scorer clinic requirements for coaches for the 2015 season.

Registration	Price
Event Entry Fee	\$0.00

**Individual Information**

\* Name:       \* Birth Date:

\* Address:

\* Email:

Address 2:

\* Mobile Phone:

\* City:

\* State:       \* Zip:

\* Country:

**Submit**

Again, your information will be displayed in the area below (green box). Click [Register](#)

**Registration**

STEP 1 Member Information      STEP 2 Confirm & Checkout

---

**Region Officials: Clinic Information**

**GP15\_103 - Great Plains Junior CLUB COACH**      Organizer: **Great Plains Region**  
 10/1/2014 - 7/4/2015      7515 Main St  
 Ralston, NE 68127

**GP ONLINE Clinic**  
 7515 Main St  
 Ralston, NE 68127

This clinic is for all junior club coaches. This clinic will fulfill the referee and scorer clinic requirements for coaches for the 2015 season.

**Registration Date:**

**Type:**      Event Entry Fee  
**Price:**      **-FREE-**

---


**Total:**      \$0.00

---

[edit](#) **Participant Information**

\* Name:      \* Birth Date:  
 \* Address:      \* Email:  
 Address 2:      \* Mobile Phone:  
 \* City:  
 \* State:      Nebraska\* Zip:  
 \* Country:      United States

Entry for this event is free.

**Register** 

You should get a window that says "Registration processed and sent to LMS".

Your information should be displayed in green boxes below. The bottom box will display your login for the LMS system. It should be the same login as your membership account. **THESE LOGINS SHOULD STAY THE SAME.** If you change any part of your login in your membership account, you would need to make that same change in the LMS system. **Note this login information.** You will need it for the next screen. You will also receive a couple of emails with the same information; one for the confirmation of the clinic you registered for and another for the confirmation of the account in LMS you just set up.

## Registration Confirmation

### Event Information

GP15\_103 - Great Plains Junior CLUB COACH

10/1/2014 - 7/4/2015

GP ONLINE Clinic

7515 Main St

Ralston, NE 68127

Organizer:

Great Plains Region

7515 Main St

Ralston, NE 68127

This clinic is for all junior club coaches. This clinic will fulfill the referee and scorer clinic requirements for coaches for the 2015 season.

### Registration Information

Registration Date: 12/4/2014

Registration Type: Event Entry Fee

Status: Active

Thank you for registering. When you have completed the four modules in this clinic (Solid Color Jersey, Great Plains Coach module, Working out of Region, and Rotations) your record will be updated with a Region-Specific Referee 3 certification. This will be displayed on the roster under the Ref column. If you are not 19 by September 1, 2014, you must contact the Great Plains Region office if you want to register for this clinic.

### Participant Information

Name:

Address:

Membership ID:

Phone:

Birth Date:

### Online Course Login Information

User Name:

Password:

To start your course now, you will leave Webpoint and be sent to [www.usavolleyballacademy.org](http://www.usavolleyballacademy.org), our content delivery portal. Be sure to bookmark this URL in your browser for future access to USA Volleyball Academy courses and training materials. You should also receive a confirmation email from USA Volleyball Academy.

Be sure to check your junk mail or spam folders for this email. Set your email to allow mail from:

[usav\\_admin@ai-group.com](mailto:usav_admin@ai-group.com)

[lmsadmin@usav.org](mailto:lmsadmin@usav.org)

Please [Click Here](#) to log into your course.

## GETTING TO LMS LOGIN SCREEN (USA Volleyball Academy)

Your course will load into the USA Volleyball Academy learning management system (LMS). You must go to the LMS Login Screen (USA Volleyball Academy) to log in and take your clinic.

There are three ways to get to that login screen.

- 1) Click the link that says [Click Here](#) at the bottom of the registration screen (as noted in the screenshot above).
- 2) You will receive an email with a link that will take you to the USA Volleyball Academy.
- 3) Go to [www.gpvb.org](http://www.gpvb.org) and click the LMS Login Screen quick link.

USA Volleyball Academy login screen.



Welcome to USA Volleyball Academy, the portal for accessing officiating and OnDemand Education course materials.

To access these courses, you must have first registered in Webpoint, USA Volleyball's membership database.

If you have not registered for coursework, go to [Webpoint](#) or contact your [Regional Volleyball Association](#)

User ID  
Password

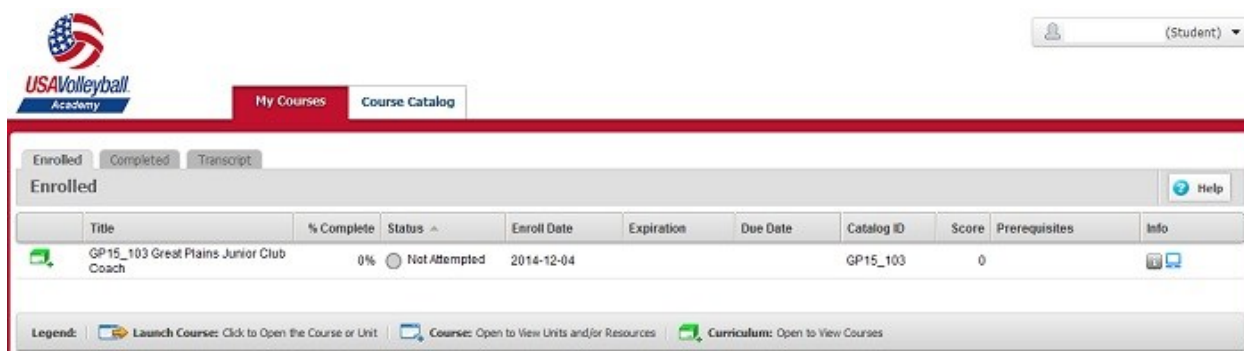
[Forgot your User ID or Password?](#)

[Help](#)

[Go](#)



Enter Login information to log into LMS. You should be on the My Courses tab (at top)









USA Volleyball Academy

My Courses Course Catalog

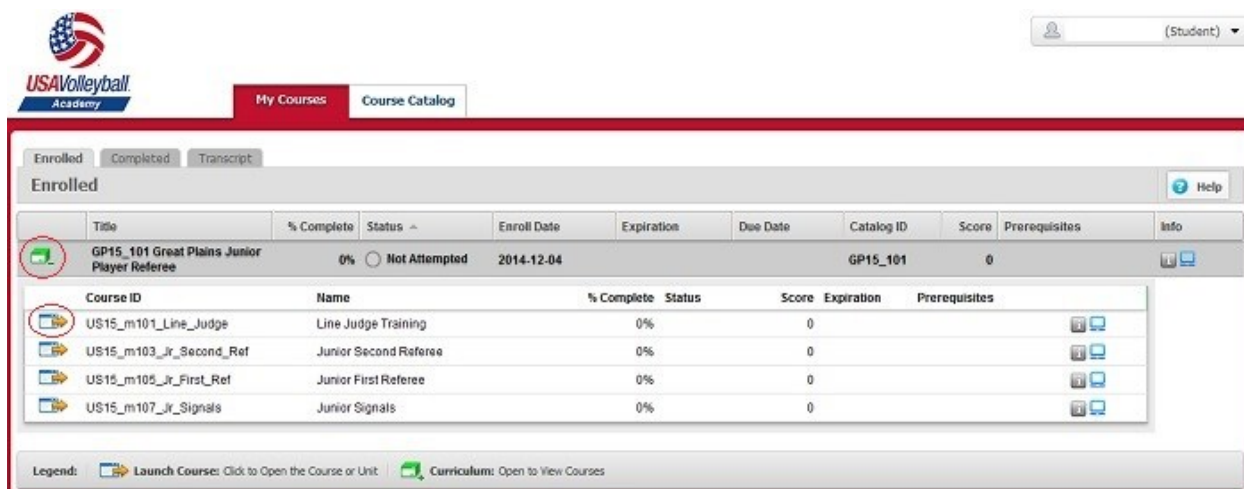
Enrolled Completed Transcript

Enrolled [Help](#)

Title	% Complete	Status	Enroll Date	Expiration	Due Date	Catalog ID	Score	Prerequisites	Info
 GP15_103 Great Plains Junior Club Coach	0%	<input type="radio"/> Not Attempted	2014-12-04			GP15_103	0		 

Legend:  Launch Course: Click to Open the Course or Unit  Course: Open to View Units and/or Resources  Curriculum: Open to View Courses

Green boxes will open up or start the curriculum you are working on. Gold arrows will start the individual modules you want to watch.


















USA Volleyball Academy



My Courses Course Catalog

Enrolled Completed Transcript

Enrolled [Help](#)

Title	% Complete	Status	Enroll Date	Expiration	Due Date	Catalog ID	Score	Prerequisites	Info
 GP15_101 Great Plains Junior Player Referee	0%	<input type="radio"/> Not Attempted	2014-12-04			GP15_101	0		 

Course ID	Name	% Complete	Status	Score	Expiration	Prerequisites
 US15_m101_Line_Judge	Line Judge Training	0%		0		 
 US15_m103_jr_Second_Ref	Junior Second Referee	0%		0		 
 US15_m105_jr_First_Ref	Junior First Referee	0%		0		 
 US15_m107_jr_Signals	Junior Signals	0%		0		 

Legend:  Launch Course: Click to Open the Course or Unit  Curriculum: Open to View Courses



When you click a Gold Arrow, the module should open and start playing. Some modules will play all the way through without stopping. Other modules may need a key stroke to continue from slide to slide. Some things to note while viewing:

- 1) You may not advance to the next slide before the previous slide is complete.
- 2) You may go BACK to watch a slide if you wish.
- 3) You must play/watch the entire module in order to get credit.
- 4) All courses, modules or clinics do not need to be completed in one sitting. You can start and stop each module when necessary. The module will start where you previously left off. Your certification will not be complete until you've completed all modules listed in your clinic curriculum.
- 5) As you watch each module within the curriculum, you will see the percentage of the completion go up until you have completed the entire curriculum. It should say 100% when it is complete.
- 6) Each module will also indicate if it has been completed until it reaches 100%.
- 7) You may go back and view any and all of these as many times as you wish.
- 8) If you started a module and need to return to finish, you would go directly to the **USA Volleyball Academy** login screen.

#### **RETURN TO LMS LOGIN SCREEN (USA Volleyball Academy)**

- 1) Click on the link in the original email that you received from USA Volleyball Academy.
- 2) Go to [www.gpvb.org](http://www.gpvb.org) and click the LMS Login Screen quick link.

When the entire curriculum is complete, LMS will send a certification back to the membership database and place it in the record. When that certification is current, it will show up on your roster with a 'Y' in the Ref and/or Score column. This is for both coaches and players.

We do not have an option for clubs to view and receive a group certification. You may VIEW the modules as a group, but in order to receive the certification for each individual, you must take it through your individual student account.

If you have any problems with the system or questions contact Bill Stanley in the Great Plains Region office 402-593-9670 or [registrar@gpvb.org](mailto:registrar@gpvb.org).